



*I won the  
lottery when  
I met you.*

### Instructions

1. Cut along dotted line
2. Create pocket, fold on red lines A, B and C
3. Fold card on solid line
4. Tape the back of the pocket to the inside of the card (bottom right)
5. Insert scratchers into pocket

↑ Fold A ↑



\*Print Actual Size - DO NOT SCALE\*

↑ Fold C ↑

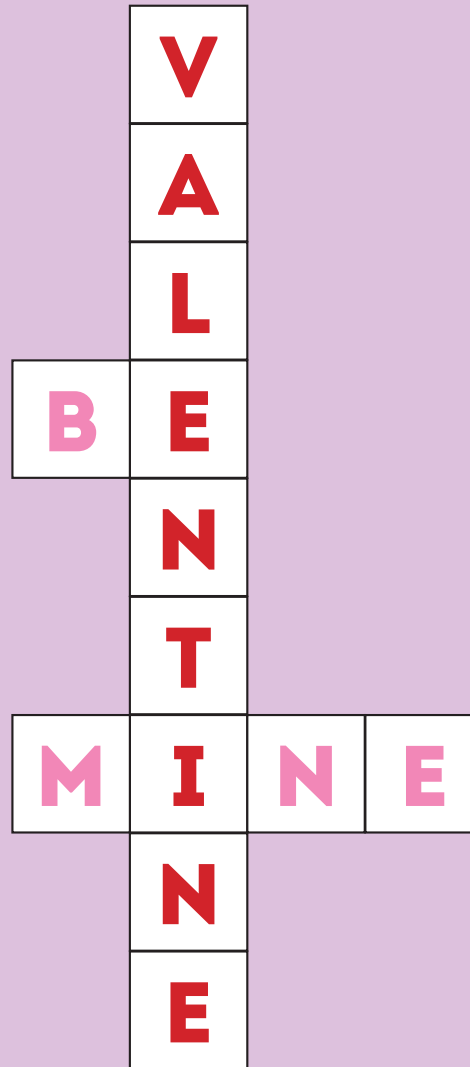
↓ Fold B ↓

### Inside Card Illustration

	\$10 Scratcher
	\$5 Scratcher
	\$2 Scratcher
	\$1 Scratcher
	pocket

\*Print Actual Size - DO NOT SCALE\*

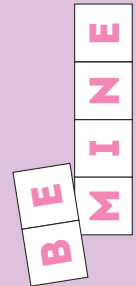
*Are you game to  
be my Valentine?*



## Instructions

1. Cut along dotted line
2. Create pocket, fold on red lines A, B and C
3. Fold card on solid line
4. Tape the back of the pocket to the inside of the card (bottom right)
5. Insert scratchers into pocket

↑ Fold A ↑

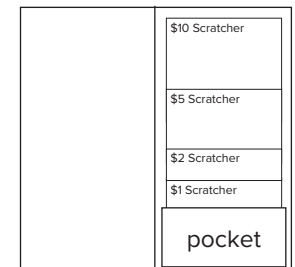


\*Print Actual Size - DO NOT SCALE\*

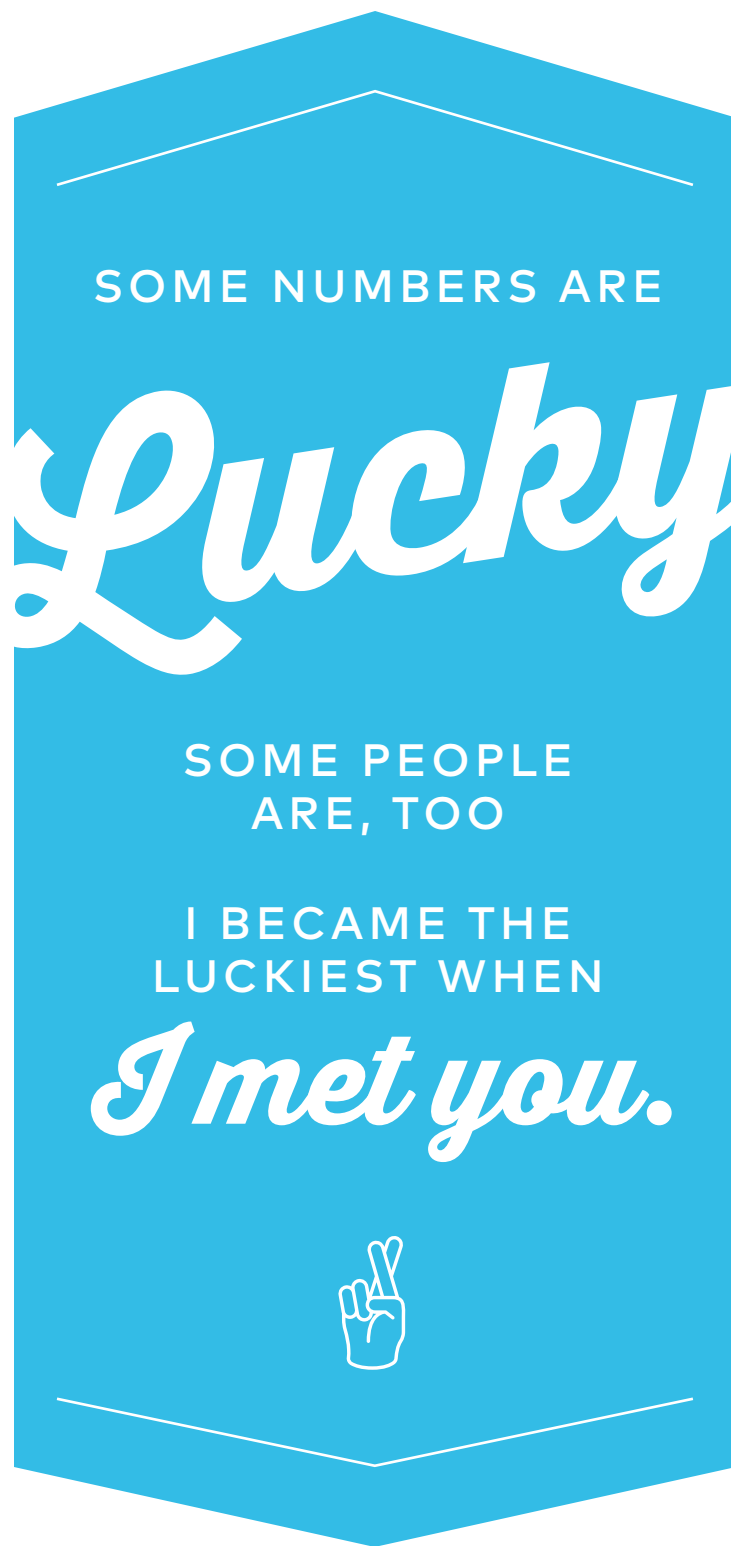
↑ Fold C ↑

↑ Fold B ↓

## Inside Card Illustration




\*Print Actual Size - DO NOT SCALE\*



**Instructions**

1. Cut along dotted line
2. Create pocket, fold on red lines A, B and C
3. Fold card on solid line
4. Tape the back of the pocket to the inside of the card (bottom right)
5. Insert scratchers into pocket

↑ Fold A ↑



↓ Fold B ↓

**Inside Card Illustration**

	\$10 Scratcher
	\$5 Scratcher
	\$2 Scratcher
	\$1 Scratcher
	pocket